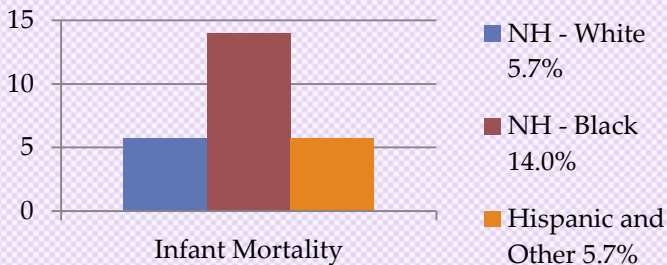


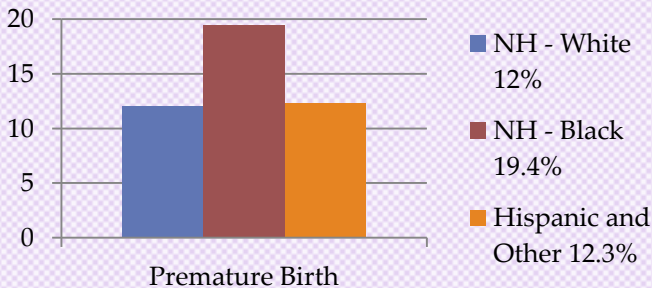
A Look into West Akron

Infant Mortality in West Akron

- Infant Mortality rates in West Akron are 12.1 deaths per 1000 live births, compared to 7.2 deaths in Summit County and 6.1 deaths Nationally
- In Summit County, Non-Hispanic black mothers were nearly 2.5 times more likely to experience an infant mortality event as opposed to non-Hispanic white, or other races respectively.



- In Summit County, non-Hispanic black mothers had a 19.4% change of having a pre-term birth, compared to 12% to non-Hispanic white and 12.3% Hispanic/other mothers respectively.

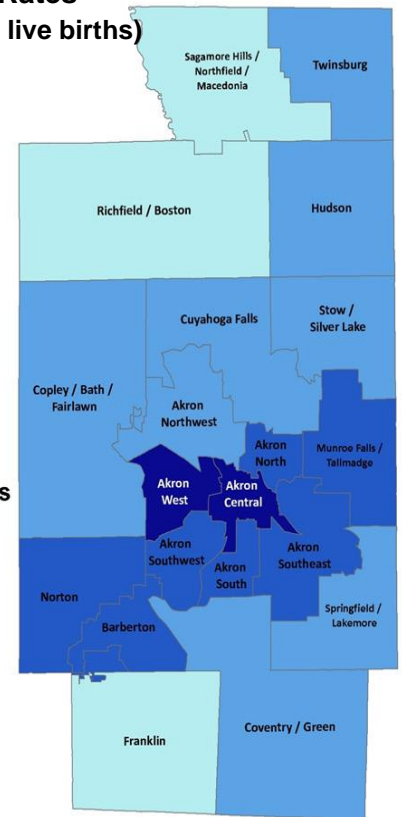



Overall 13.6 % of all births were premature in Summit County.

- 26.3% of Woman in West Akron did not receive First Trimester Prenatal Care

Infant Mortality Rates (Deaths per 1,000 live births)

Summit 2020 Clusters



Did You Know?

- ❖ The National Healthy Start Association reports low birth weight babies who survive their first year have an average of \$93,800 in medical expenses. However, costs have been seen as high as \$273,900.
- ❖ Normal birth weight infants save an average of \$59,700 in medical expenses during the first year of life.

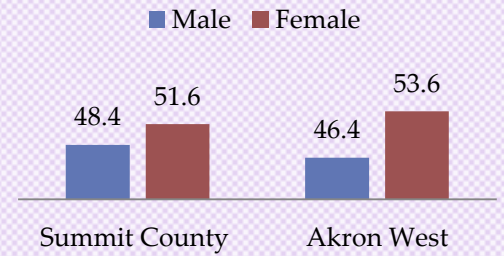
A Look into West Akron

Demographics		
	Number	Percent
Gender		
Males	13,854	46.4%
Females	15,989	53.6%
Total	29,843	
Race		
White	11,106	37.2%
Black	18,177	60.9%
Asian/Pac Islander	330	1.1%
Other race	230	0.8%
Total	29,843	
Ethnicity		
Hispanic	529	1.8%
Non-Hispanic	29,314	98.2%
Total	29,843	
Age		
Population aged 0-17	6,679	22.4%
Population aged 18 and over	23165	77.6
Total	29,843	
Median Household Income	\$33,008	

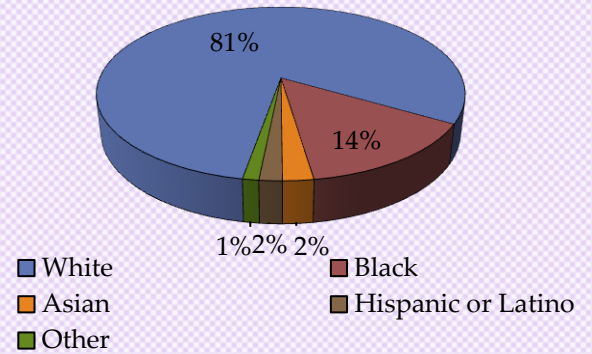
Fast Facts

- The poverty rate in west Akron is estimated around 27.3% up nearly 10% from 2000. Summit County overall, is at 15.8%
- 15.6 % of houses in West Akron have been to have environmental quality issues, double the overall county average of 6.1% and triple the national average of 5.1%
- 33% of those >25 years old have at least a 2yr degree or greater in West Akron, overall Summit County is at 37% both up from 2000
- 87% of people in West Akron had a least a High school Diploma

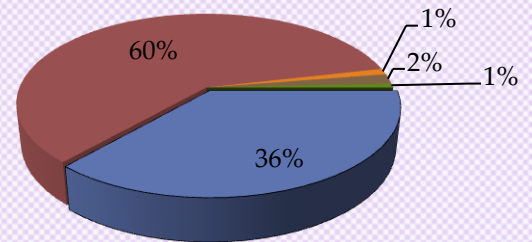
Gender



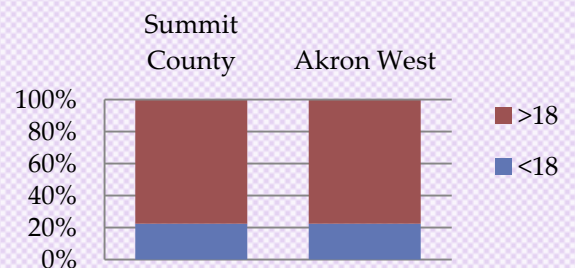
Summit County



Akron West



Age



Median Household Income

