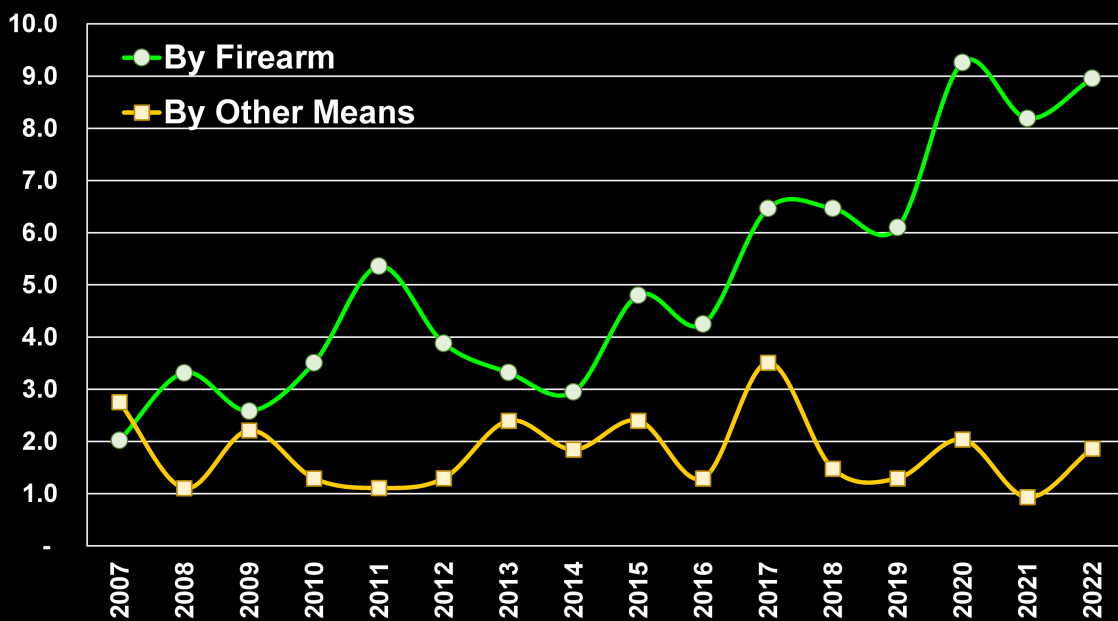


Assault Deaths In Summit County

June 2023

SCPH INFOGRAPHIC SERIES



Firearm Death Rates Rising Sharply

Assault deaths per 100,000 in Summit County have been rising for nearly a decade, with deaths by firearm leading the way.

IN THE LAST FIVE YEARS SUMMIT COUNTY HAS HAD...

251

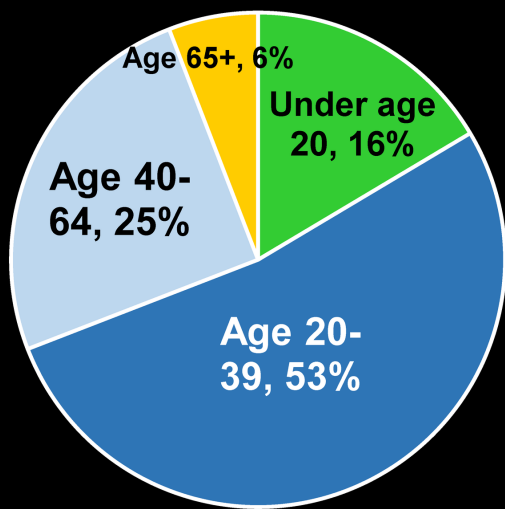
Total Assault Deaths

210

Assault Deaths by Firearm

84%

of All Assault Deaths Caused by Firearms

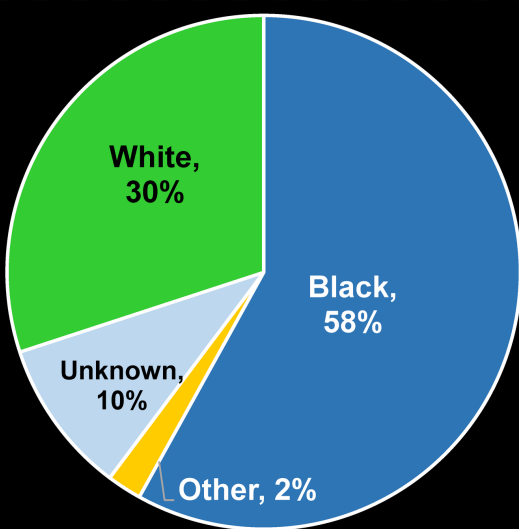


Age of Assault Death Victims

Two-thirds of assault death victims in Summit County are under age 40.

Sex of Assault Death Victims

Three-quarters (76%) of assault death victims in Summit County are male.



Race of Assault Death Victims

More than half of assault death victims in Summit County are black individuals while another third are white individuals.

Assault Death Victims are Most Often Single and Never Married

Three-quarters of all assault deaths were among those who were single and never married (75%), while 12% were divorced or separated, and a further 13% of victims were married.

Nearly All Assault Death Victims Have Less Than A College Education

The vast majority of assault deaths are among people with a high school diploma or GED, those with a 9th grade-12th grade education and those with some college (91% of all assault-related deaths).

For more information, download our assault data brief:

[SCPH Assault Data Brief](#)



[@SCPHOH](#)

www.scph.org

(330) 923-4891

scph.org/epidemiology-biostats