

June 2023

DRUG OVERDOSE DEATHS

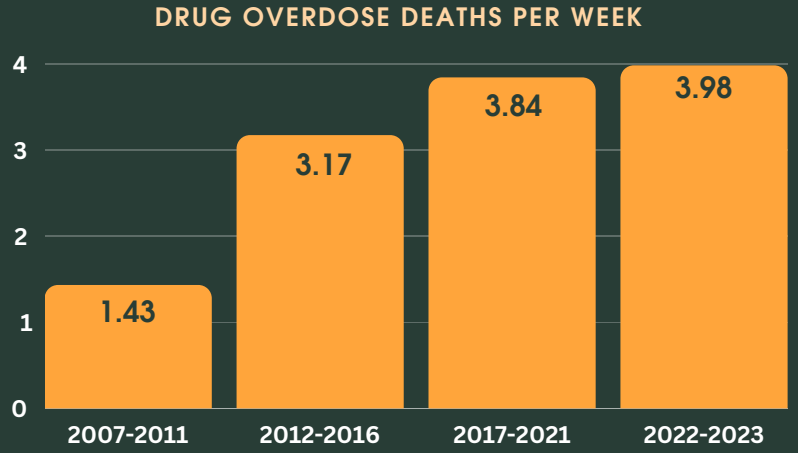
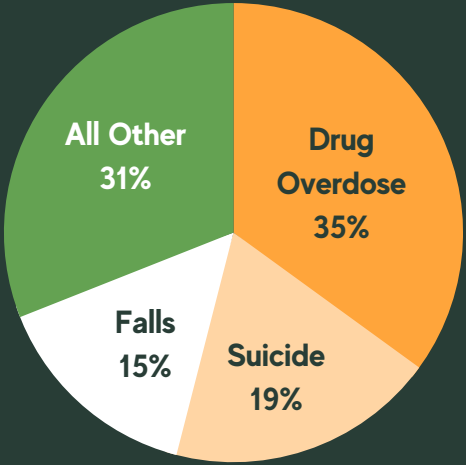
SCPH Infographic Series

From 2007 to 2011, an average of nearly one-and-a-half Summit County residents died of a drug overdose per week. Since then, the rate has risen to nearly 4 per week.

Overdoses now account for a higher percent of non-natural deaths (35%) than falls and suicide combined.

177%

GROWTH IN THE NUMBER OF DRUG OVERDOSE DEATHS PER WEEK SINCE 2007-2011

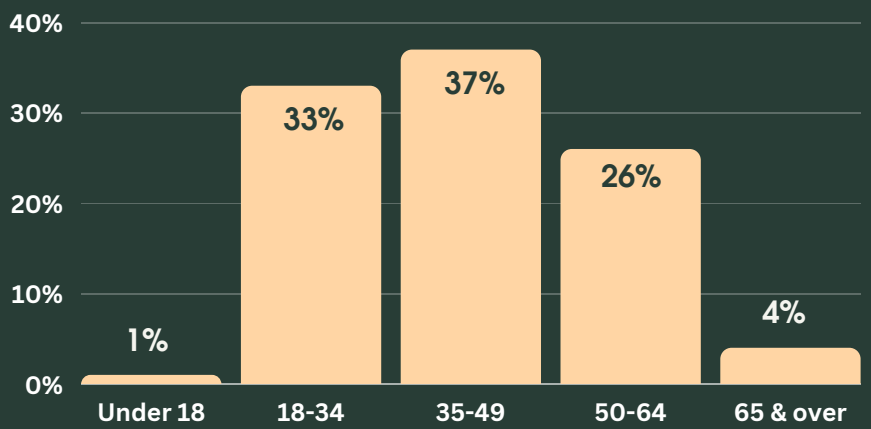



DRUG OVERDOSE DEATH DEMOGRAPHICS

White OD percentage

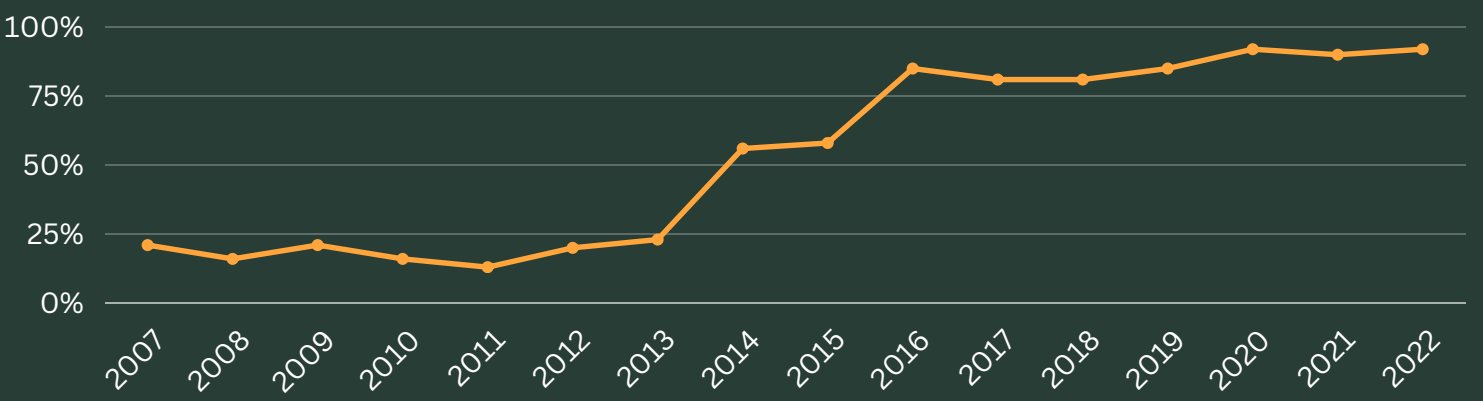


Black OD percentage



- **Age** - People age 35-49 make up the biggest age group for overdoses.
- **Sex** - More than two-thirds of overdose victims are male.
- **Race** - White overdose victims make up 81% of all overdose victims. Black overdoses rose from 13% of the total to 21% in the past 5 years.
- **Marital Status** - More than eight-in-ten overdose victims were either never married (57%) or divorced (25%).

PERCENT OF OVERDOSE DEATHS INVOLVING MORE THAN ONE DRUG



Prescription opiates, fentanyl, cocaine, and meth. are the drugs most often involved in overdose deaths.

Percent of Deaths Involving:



For more information, download our drug overdose data brief:

[SCPH 2022 Drug Overdose Data Brief](#)



- @SCPHOH
- www.scph.org
- (330) 923-4891
- scph.org/epidemiology-biostats