

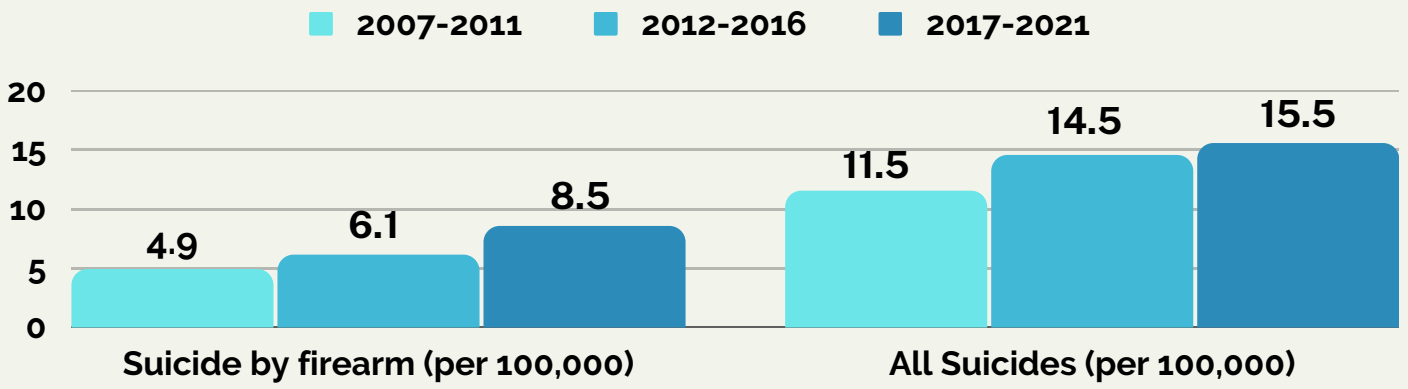
JUNE 2023

Suicides In Summit County

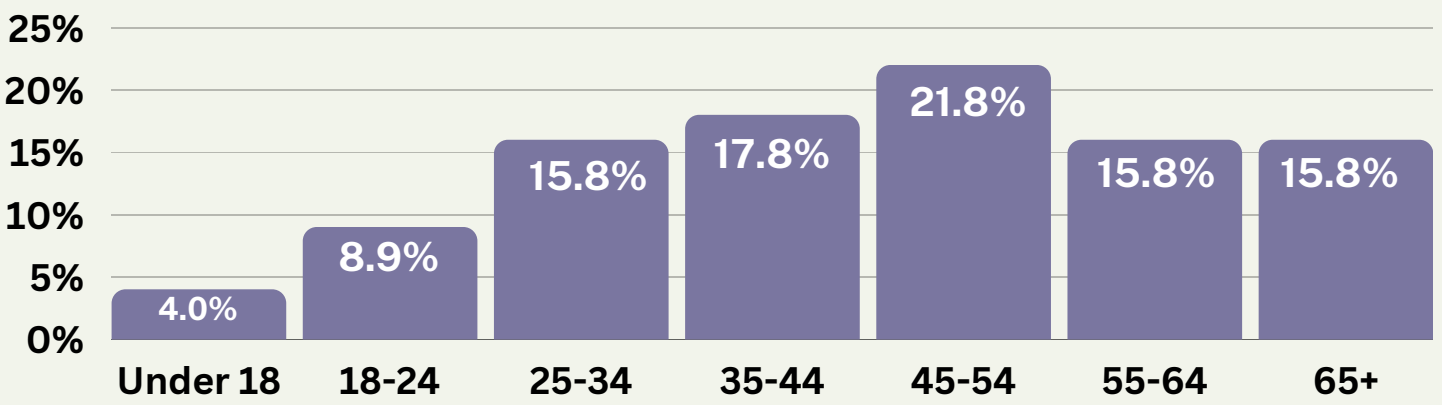
SCPH INFOGRAPHIC SERIES

TRENDS IN SUICIDE RATES

Suicide rates have been rising since 2007. Suicides caused by firearms are driving the increase.

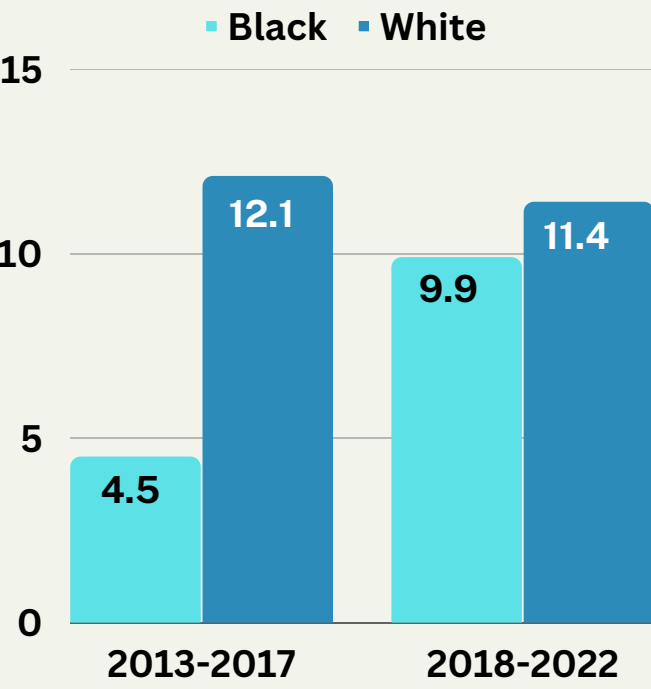



SUICIDE DEMOGRAPHICS, 2007-2022



Age: Suicides are rare before age 18, but happens more often as people approach middle age. People ages 45-54 make up one-fifth of all suicides in Summit County.

Sex: Males make up the vast majority of suicide deaths, 79% vs. 21% for females. This is also true nationally, and has been consistent in Summit County since at least 2007.



Race:

The suicide rate for Black individuals rose by 121% between 2013-2017 and 2018-2022. The White individual rate went down by 6% during that same period.

OTHER SUICIDE FACTS

Educational Attainment:

Two-thirds of Summit County suicides are among those with a high school, GED, or lower educational level.

Marital Status:

Two-thirds of Summit County suicides are among those who were single and never married or divorced.

Causes of death:

Suicides are the 3rd leading cause of death among those ages 15-34.

For more information, download our suicide data brief:

[SCPH Suicide Data Brief](#)



@SCPHOH



www.scph.org



(330) 923-4891



scph.org/epidemiology-biostats